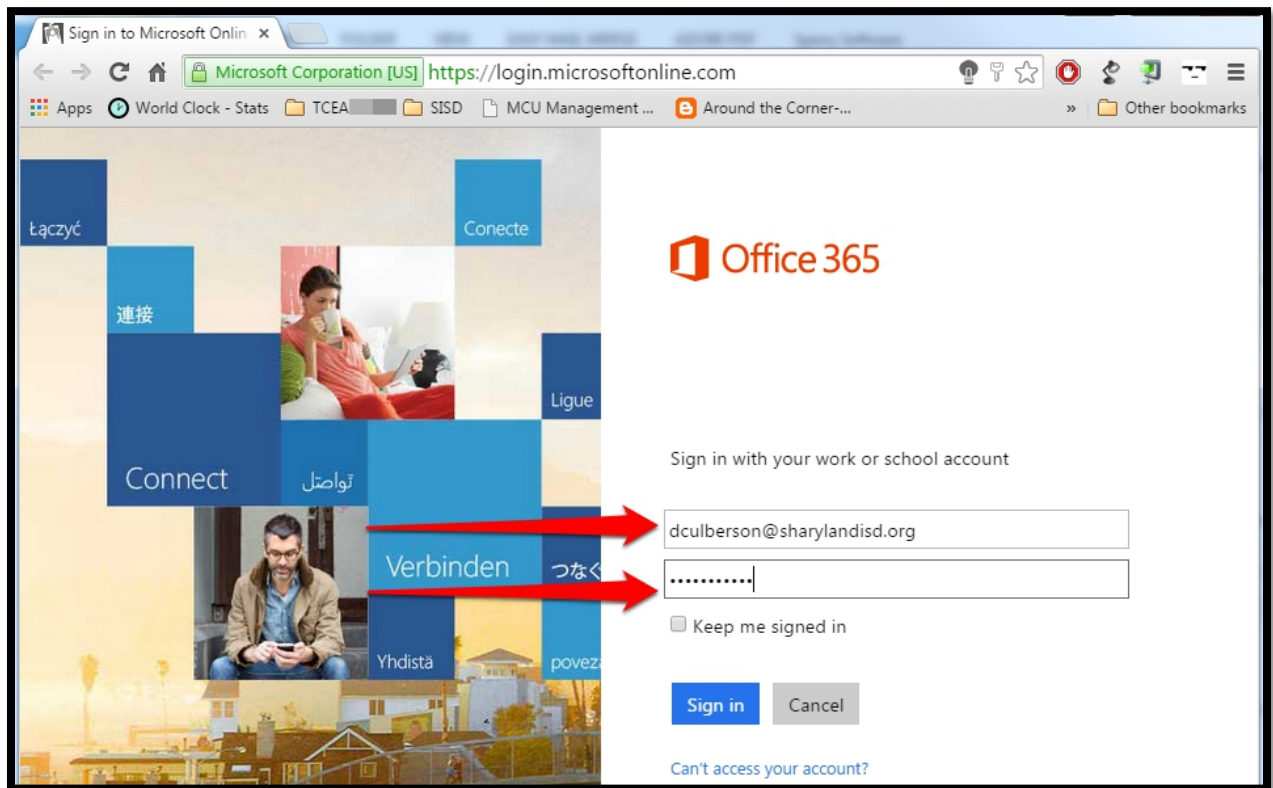


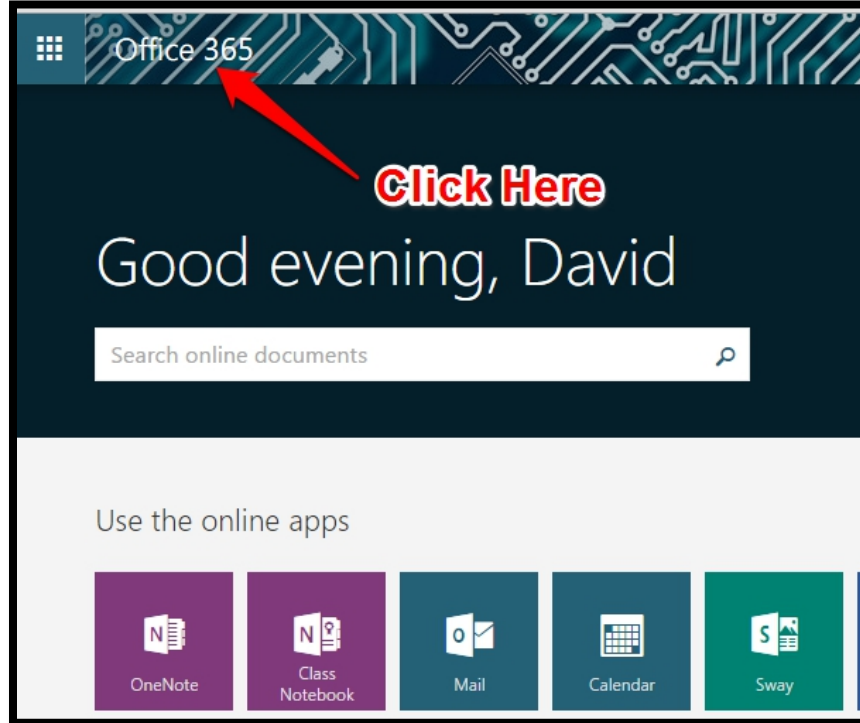
Office 2013/2016 Suite For Home Use

Log into your Sharyland webmail account using your email address and computer account password.

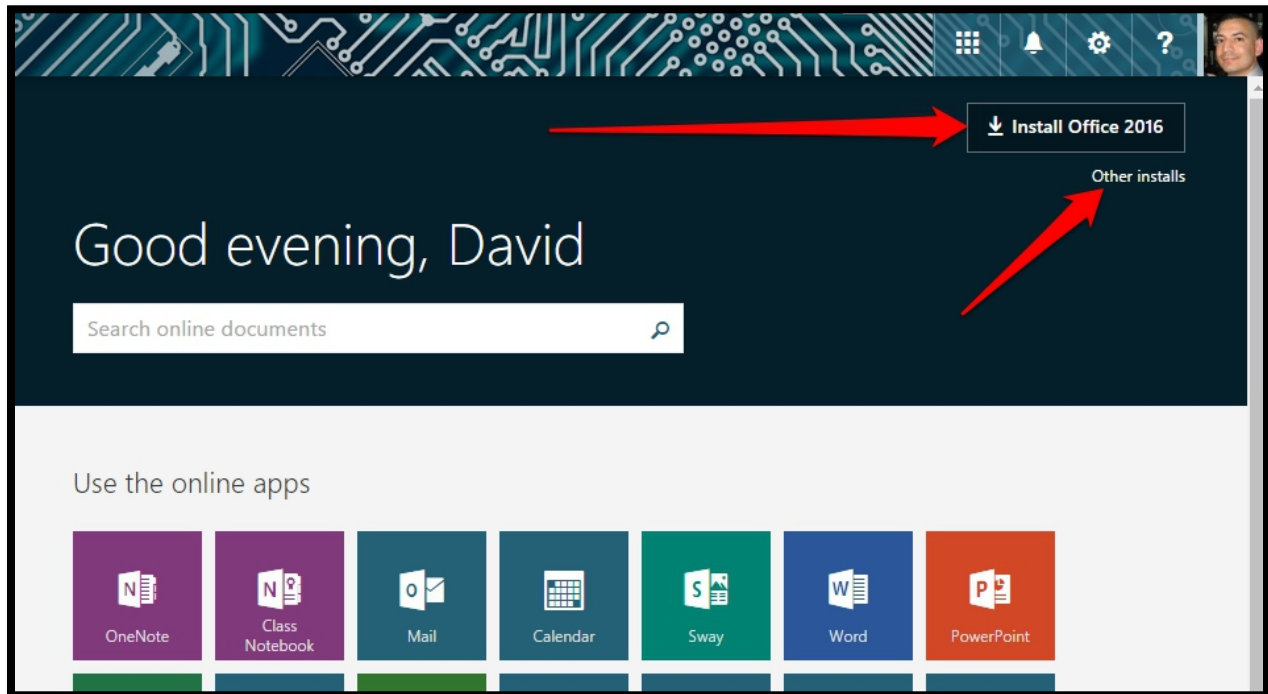


Office 2013/2016 Suite For Home Use

Once authenticated click on the [Office 365](#) link.

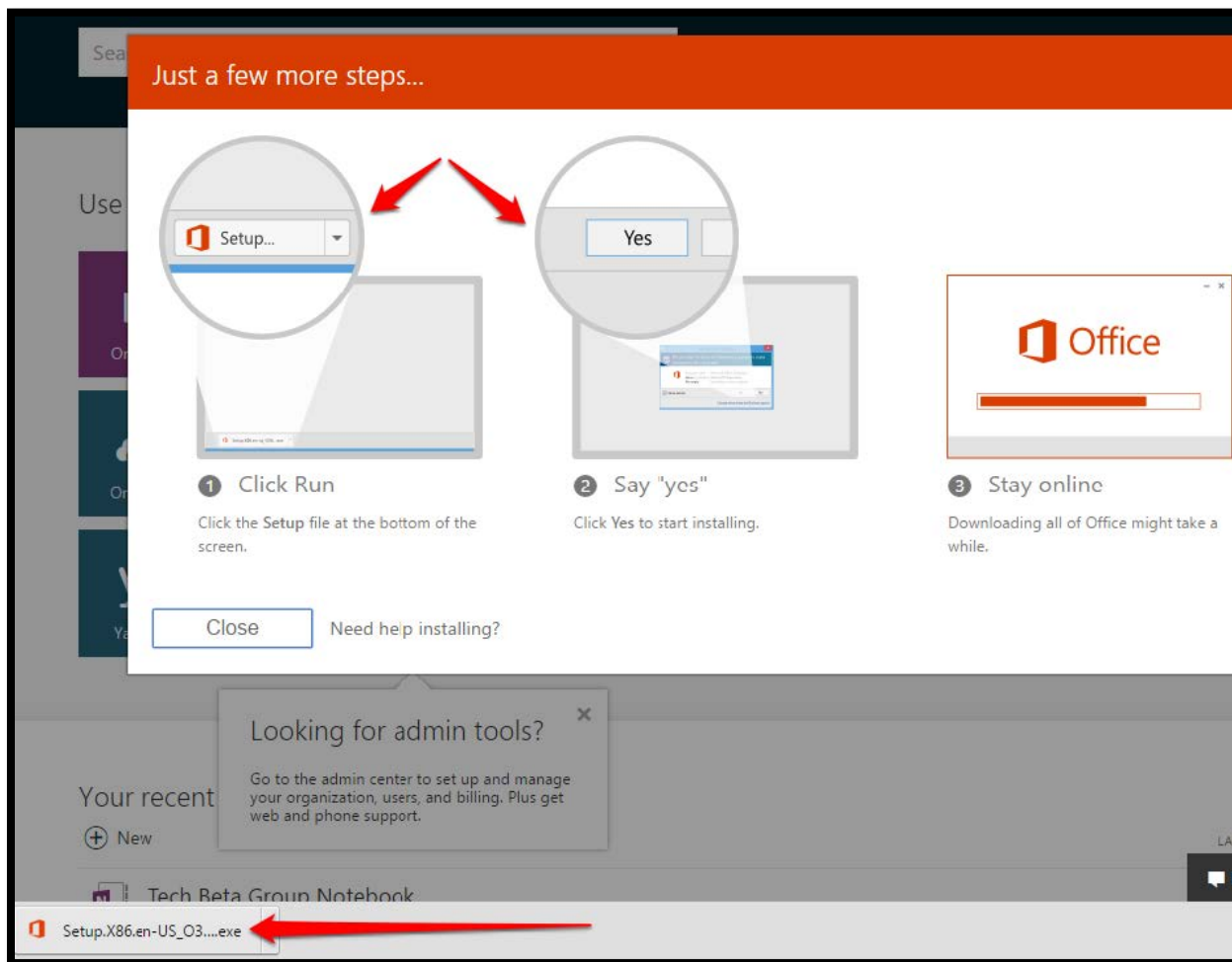


You can install Office 2016 from here by clicking on the [Install](#) button. Clicking on the [Other Installs](#) link gives you an option to install Office 2013.



Office 2013/2016 Suite For Home Use

If you opted to click and Install Office 2016, the Setup file will auto download. Double click the Setup file and follow the instructions on the screen.



Office 2013/2016 Suite For Home Use

If you selected Other Installs, you will see options to install Office 2013 or 2016.

The screenshot shows the Office installation interface. At the top, it says "Office" and "Manage installs". Below that, there is a link to deactivate Office on one computer and install it on another. A red box highlights the option "Install Office 365 ProPlus with the new 2016 apps (Recommended)". Below this, a note mentions "First Release" and provides contact information for the admin. A row of application icons is shown: Word, Excel, PowerPoint, OneNote, Access, Publisher, Outlook, Skype for Business, and OneDrive for Business. Below the icons, there are dropdown menus for "Language" (set to "English (United States)") and "Version" (set to "32-bit (Recommended) Advanced"). There are links for "Review system requirements" and "Troubleshoot installation". A red arrow points from the text "for office 2016" to the "Install" button. Another red box highlights the option "Install Office 365 ProPlus with the 2013 apps" with a link "Why would I install Office 2013?". A red arrow points from the text "for office 2013" to this option.

Office

Manage installs

Want to deactivate Office on one computer and install it on another? Go to [My account > Install status](#).

Install Office 365 ProPlus with the new 2016 apps (Recommended)

Note: Your admin has enabled First Release, so you get early access to the latest Office features. If you have feedback or problems, please contact your admin.

Word Excel PowerPoint OneNote Access Publisher Outlook Skype for Business OneDrive for Business

Language: English (United States) Version: 32-bit (Recommended) Advanced

Don't see the language you want? Install one of the languages in the list above and then [install a language accessory pack](#). Additional languages and language accessory packs don't count against your install limit.

[Review system requirements](#)
[Troubleshoot installation](#)

for office 2016

Install Office 365 ProPlus with the 2013 apps [Why would I install Office 2013?](#) **for office 2013**